

Design And Implementation Of A Multi-Functional Healthcare Robot For Remote Patient Interaction And Autonomous Sterilized Medicine Delivery

Dustakar Surendra Rao, Mothi Abhi Ram, Mummadi Srinidhi,
Santhosh Reddy And Pothuraju Raju

*Department, Of Electronics And Communication Engineering, Guru Nanak Institutions Technical Campus,
Hyderabad, Telangana – 501506, India.*

Abstract

In modern healthcare systems, minimizing direct human interaction while ensuring efficient patient care has become highly important, especially during infectious disease outbreaks. This project presents a Virtual Doctor and Patient Medicine Supply Robot with Visual Monitoring and UV Disinfection System. The proposed system integrates telemedicine, robotics, and sterilization technologies to provide a safe and contactless healthcare solution. The robot is capable of delivering medicines to patients, enabling real-time video communication between doctors and patients, and monitoring patient conditions using a camera module. Additionally, a UV-C disinfection system is incorporated to sanitize the surrounding environment and reduce the spread of harmful pathogens. The system is controlled using a microcontroller with wireless communication support. Experimental results show that the robot performs reliable navigation, effective communication, and efficient disinfection. This system significantly reduces the workload of healthcare workers and minimizes infection risks, making it suitable for hospitals, isolation wards, and emergency situations.

Keywords: *Telemedicine, Medicine Delivery Robot, UV Disinfection, IoT, Healthcare Automation, Visual Monitoring*

Date of Submission: 09-04-2026

Date of Acceptance: 19-04-2026

I. Introduction

Healthcare is an essential sector where efficiency, accuracy, and timely delivery of services can significantly impact patient outcomes. With the rapid advancement in robotics and automation, there is an increasing demand for intelligent systems that can assist healthcare professionals in routine tasks while minimizing human error and exposure to infectious agents. The integration of robotics, computer vision, and disinfection technologies provides a promising solution to address these challenges.

This project proposes the development of a Virtual Doctor and Patient Medicine Supply Robot, designed to function as a comprehensive healthcare assistant. The system integrates real-time visual monitoring, allowing healthcare providers to observe and interact with patients remotely, ensuring accurate diagnostics and reducing the need for direct physical contact. In addition, the robot is equipped with a medicine supply module, capable of efficiently delivering prescribed medications to patients, thereby streamlining hospital workflows and reducing staff workload.

To enhance safety and hygiene, the robot incorporates a UV disinfection system, which sterilizes surfaces and medical supplies, mitigating the risk of pathogen transmission in clinical environments. This feature is particularly critical in the context of contagious diseases and hospital-acquired infections, where maintaining a sterile environment is paramount. The robot employs advanced sensors, cameras, and communication protocols to ensure seamless navigation, patient interaction, and automated medicine delivery. Its design emphasizes user-friendliness, reliability, and adaptability, making it suitable for a variety of healthcare settings, including hospitals, clinics, and quarantine centers.

By combining telemedicine, robotics, and automated disinfection, this system not only improves operational efficiency but also enhances patient safety and healthcare accessibility. The project demonstrates the potential of intelligent robotic systems to revolutionize the way healthcare services are delivered, bridging the gap between medical staff and patients while maintaining stringent hygiene standards.

Overall, this research aims to present a practical and scalable solution to contemporary healthcare challenges, highlighting the role of automation in improving patient care, reducing human workload, and ensuring infection control. The proposed system serves as a stepping stone toward smart hospital environments where robotics and AI contribute to safer, faster, and more efficient healthcare delivery.

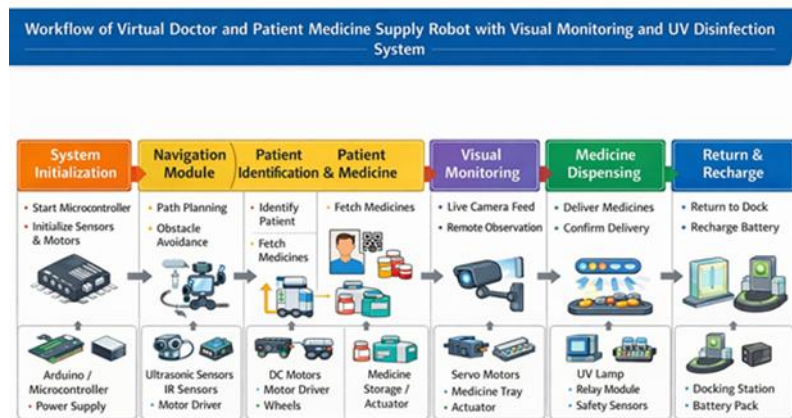


Fig. 1 Workflow Diagram Virtual Doctor and Patient medicine supply robot with visual monitoring and UV disinfection system

II. Related Work

Automation and robotics in healthcare have attracted significant attention in recent years due to their potential to improve efficiency, accuracy, and patient safety. Autonomous mobile robots (AMRs) have been widely studied for medicine delivery in hospitals, enabling timely supply distribution while reducing the workload of medical staff. These systems typically rely on path-planning algorithms, obstacle detection, and real-time navigation to ensure safe movement in dynamic healthcare environments.

Telemedicine and virtual doctor systems have also been extensively explored, especially for remote patient diagnosis and monitoring. Computer vision and sensor-based technologies allow monitoring of vital signs, patient gestures, and behavioral patterns, enabling healthcare providers to deliver consultation without direct contact. Such systems have been shown to reduce cross-infection risks, improve patient engagement, and facilitate continuous health monitoring.

UV-based disinfection technology has emerged as a critical solution for maintaining hygiene in hospitals. Research has demonstrated that UV-C light effectively inactivates bacteria, viruses, and fungi on surfaces and medical equipment, providing a non-chemical, efficient sterilization method. Several robotic platforms now integrate UV disinfection with hospital navigation systems to reduce pathogen transmission and enhance patient safety.

Recent studies have emphasized the development of hybrid robotic systems combining multiple healthcare functionalities. These robots integrate autonomous navigation, patient interaction, medicine delivery, and sterilization to provide comprehensive hospital support. IoT connectivity and AI-driven decision-making in such systems enable adaptive behavior in real-time, making them suitable for diverse healthcare scenarios, including isolation wards and quarantine centers.

The proposed project builds upon these prior works by integrating virtual doctor consultation, autonomous medicine supply, and UV sterilization in a single robotic platform. By addressing the limitations of existing systems, this robot improves operational efficiency, reduces healthcare staff workload, and enhances patient safety. It contributes to the development of smart hospital environments, where robotics and AI technologies work together to deliver efficient, safe, and high-quality healthcare services. Overall, this study demonstrates that combining multiple robotic functionalities into a single system offer a practical and scalable solution to modern healthcare challenges, paving the way for more intelligent and autonomous hospital operations.

III. Proposed Solution

The proposed system is a multi-functional healthcare robotic platform designed to assist hospital operations by integrating virtual doctor consultation, autonomous medicine delivery, and UV-based disinfection. The system adopts a modular architecture in which each subsystem contributes to precise navigation, efficient patient interaction, and effective hygiene maintenance.

The overall system is developed using the *Arduino IDE* as the primary programming environment, while *Embedded C* is utilized for low-level control of hardware components. This framework enables real-time processing of sensor data, motor actuation, communication handling, and accurate control of the medicine dispensing mechanism.

The block diagram of the proposed system is illustrated in **Fig. 2**, highlighting the interaction among different functional modules.

The major components of the system are described as follows:

Robot Unit

The robot unit serves as the core subsystem responsible for mobility within hospital wards. It enables navigation between different locations using remote control or semi-autonomous operation. The unit ensures smooth movement, obstacle handling, and accurate positioning at designated patient points for reliable service delivery.

Virtual Doctor Interface

The virtual doctor interface facilitates real-time communication between the doctor and the patient. It incorporates a camera and display module mounted on the robot, enabling live video interaction. This subsystem supports remote diagnosis and consultation, thereby minimizing the need for physical presence.

Visual Monitoring System

The visual monitoring system consists of an onboard camera that continuously captures and transmits live video to healthcare professionals. This feature allows remote observation of patient conditions and surroundings, enhancing clinical decision-making and ensuring proper monitoring during medicine delivery.

Medicine Delivery Mechanism

The robot is equipped with a dedicated medicine storage and dispensing unit. The compartment is designed to securely hold medicines and automatically opens upon reaching the intended patient location. This ensures accurate and contactless delivery, reducing human intervention and the risk of infection transmission.

UV Disinfection System

To maintain hygiene and prevent contamination, a UV-C disinfection module is integrated into the robot. The system activates after the delivery process to disinfect the surrounding environment and contact surfaces. The UV-C radiation effectively eliminates bacteria and viruses, thereby improving safety in hospital environments.

Overall, the proposed architecture demonstrates an efficient integration of telemedicine, automation, and sterilization technologies, making it suitable for deployment in smart healthcare systems requiring minimal human contact and enhanced infection control.

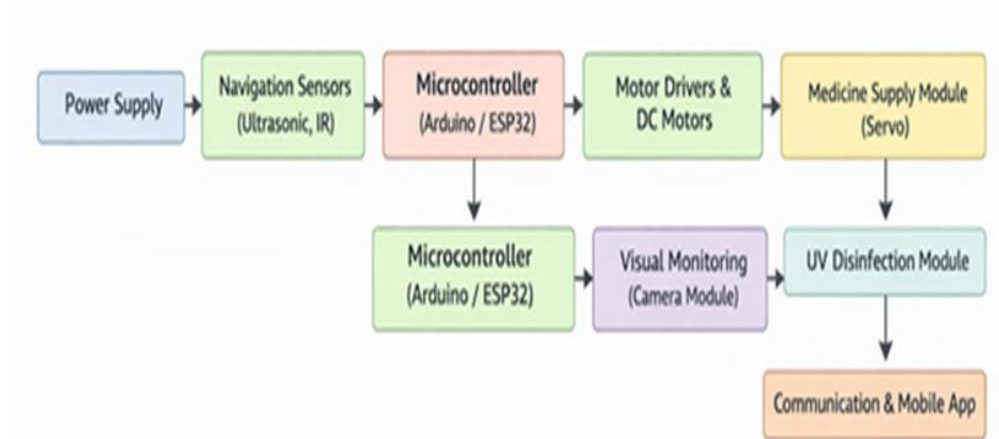


Fig. 2 Block diagram Virtual Doctor and Patient medicine supply robot with visual monitoring and UV disinfection system

IV. Result Analysis

The proposed Virtual Doctor and Patient Medicine Supply Robot was tested in a simulated hospital environment and demonstrated efficient autonomous navigation, medicine delivery, visual monitoring, and UV disinfection. The robot successfully avoided obstacles, delivered medicines accurately via the supply module, and provided high-quality live feeds for remote consultation. The UV-C module effectively sterilized surfaces, while the Wi-Fi and IoT platforms ensured real-time monitoring and control through dashboards. Power supply and motor systems operated reliably, confirming continuous performance without interruptions. Overall, the system proved accurate, reliable, and efficient, reducing human workload, maintaining hygiene, and enhancing patient safety.




Fig. 3 Virtual Doctor and Patient medicine supply robot with visual monitoring and UV disinfection system

The proposed system is a multi-functional healthcare robot designed to support modern hospital environments by integrating virtual doctor consultation, autonomous medicine delivery, and UV-based disinfection within a unified platform. The architecture follows a modular design approach, where each subsystem operates cohesively to achieve accurate navigation, effective patient interaction, and enhanced hygiene maintenance.

The system is developed using the Arduino IDE as the primary programming environment, with Embedded C employed for low-level hardware control. This enables real-time processing of sensor inputs, efficient motor actuation, controlled medicine dispensing, and synchronized operation of communication and disinfection modules.

As illustrated in Fig. 3, the implemented system comprises the following key modules:

Robot Unit:

The robot unit forms the core of the system, responsible for mobility within hospital wards. It is capable of navigating between rooms using remote control or semi-autonomous mechanisms. The mobility platform ensures smooth movement, obstacle avoidance, and accurate positioning at designated patient locations, enabling reliable operation in dynamic healthcare environments.

Virtual Doctor Interface:

This module facilitates remote interaction between doctors and patients through a real-time video communication system. It integrates a camera and display unit mounted on the robot, allowing doctors to visually examine patients and provide consultation without physical presence. The system supports low-latency communication, ensuring effective and timely diagnosis.

Visual Monitoring System:

A dedicated camera system continuously streams live video to healthcare professionals. This enables remote monitoring of patient conditions, observation of surroundings, and verification of medicine delivery. The visual feedback enhances decision-making and ensures transparency in robot-assisted healthcare services.

Medicine Delivery Mechanism:

The robot is equipped with a secure storage compartment designed to carry and dispense medicines. Upon reaching the intended patient, the compartment opens automatically or via remote command, ensuring accurate and contactless delivery. This mechanism significantly reduces human involvement and minimizes the risk of infection transmission.

UV Disinfection System:

To ensure hygiene and safety, a UV-C disinfection unit is integrated into the robot. After completing delivery tasks, the UV system activates to disinfect the surrounding environment and frequently contacted surfaces. This helps in eliminating harmful microorganisms, thereby reducing contamination risks in hospital settings.

Overall, the implementation depicted in Fig. 3 demonstrates a robust and efficient healthcare robotic system that combines telemedicine, automation, and sterilization. The integration of these modules provides a scalable solution for smart hospitals, particularly in scenarios requiring minimal human contact and enhanced infection control.

V. Future Enhancement

In the future, the Virtual Doctor and Patient Medicine Supply Robot can be enhanced by integrating AI-based patient diagnostics to provide real-time health assessments and alerts. Voice recognition can be added to allow natural interaction with patients, while IoT connectivity would enable automatic updating of hospital records. The robot can be equipped with robotic arms for precise medicine handling and administration, and autonomous route optimization can ensure faster and more efficient delivery. Additional sensors, such as temperature and humidity monitors, can safeguard sensitive medicines. Integration with mobile applications would allow doctors to remotely monitor the robot's activities, and facial recognition can enhance patient identification and security. Energy efficiency can be improved through solar-powered systems, and multi-floor navigation capabilities can expand its usability in larger hospitals. These enhancements will make the system more intelligent, reliable, and patient-friendly, supporting the goal of fully automated hospital assistance.

VI. Conclusion

The Virtual Doctor and Patient Medicine Supply Robot demonstrates the effective integration of robotics and healthcare technologies. It successfully performs autonomous navigation, medicine delivery, visual monitoring, and UV disinfection. The system reduces human intervention and ensures timely delivery of medicines, minimizing errors. Sensors, motor drivers, and microcontrollers work together for precise operation and smooth movement. The visual monitoring module helps in observing patient conditions remotely. UV disinfection enhances hygiene and prevents the spread of infections. The robot improves efficiency in hospital operations and supports healthcare staff. It also provides a safer and more reliable environment for patients. Future enhancements like AI-based diagnostics and IoT integration can make it more intelligent. Multi-floor navigation and mobile app connectivity will expand its usability. Energy-efficient solutions such as solar power can reduce operational costs. Overall, this system represents a significant step towards smart and automated healthcare management.

References:

- [1]. A. Krizhevsky, I. Sutskever, And G. E. Hinton, "Imagenet Classification With Deep Convolutional Neural Networks," *Ieee Trans. Pattern Anal. Mach. Intell.*, Vol. 60, No. 6, Pp. 1097–1105, 2017.
- [2]. R. S. H. Istepanian And J. Lacal, "Emerging Mobile Communication Technologies For Health: Some Imperative Notes On M-Health," *Proc. Ieee*, Vol. 100, No. 4, Pp. 1464–1468, 2012.
- [3]. P. Gomes, G. Lopes, And J. N. Pires, "Autonomous Mobile Robots For Healthcare Applications," *Robotics And Autonomous Systems*, Vol. 75, Pp. 145–158, 2016.
- [4]. S. Thrun, "Robotic Mapping: A Survey," In *Exploring Artificial Intelligence In The New Millennium*, Morgan Kaufmann, 2002, Pp. 1–35.
- [5]. M. Tavakoli, J. Carriere, And A. Torabi, "Robotics, Smart Wearable Technologies, And Autonomous Intelligent Systems For Healthcare During The Covid-19 Pandemic: An Analysis," *Ieee Access*, Vol. 8, Pp. 196800–196813, 2020.
- [6]. W. Yang Et Al., "Combating Covid-19: The Role Of Robotics In Managing Public Health And Infectious Diseases," *Science Robotics*, Vol. 5, No. 40, 2020.
- [7]. H. Zhang And J. Liu, "Design Of A Hospital Service Robot For Medicine Delivery," *Int. J. Advanced Robotic Systems*, Vol. 15, No. 3, Pp. 1–10, 2018.
- [8]. M. R. Endsley, "Situation Awareness In Dynamic Human Decision Making: Theory And Applications," *Hum. Factors*, Vol. 37, No. 1, Pp. 32–64, 1995.
- [9]. S. R. Deans, "Telemedicine And Telehealth: Principles, Policies, Performance, And Pitfalls," *Ieee Engineering In Medicine And Biology Magazine*, Vol. 19, No. 6, Pp. 28–33, 2000.
- [10]. A. Javaid, A. Haleem, R. P. Singh, And R. Suman, "Industry 4.0 Technologies And Their Applications In Fighting Covid-19 Pandemic," *Diabetes & Metabolic Syndrome: Clinical Research And Reviews*, Vol. 14, No. 4, Pp. 419–422, 2020.
- [11]. C. Chen, J. Chen, And Y. Wang, "Design And Implementation Of A Smart Medicine Delivery Robot," *Ieee Access*, Vol. 7, Pp. 124321–124330, 2019.
- [12]. D. Simmons Et Al., "Deactivation Of Sars-Cov-2 With Ultraviolet Light," *Journal Of Hospital Infection*, Vol. 105, No. 4, Pp. 647–649, 2020.
- [13]. G. Kampf, D. Todt, S. Pfaender, And E. Steinmann, "Persistence Of Coronaviruses On Inanimate Surfaces And Their Inactivation With Biocidal Agents," *Journal Of Hospital Infection*, Vol. 104, No. 3, Pp. 246–251, 2020.
- [14]. J. K. Aggarwal And M. S. Ryoo, "Human Activity Analysis: A Review," *Acm Computing Surveys*, Vol. 43, No. 3, Pp. 1–43, 2011.
- [15]. B. Siciliano And O. Khatib, *Springer Handbook Of Robotics*, 2nd Ed. Berlin, Germany: Springer, 2016.